

DOM

od temeljev



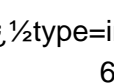
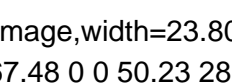
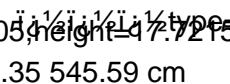
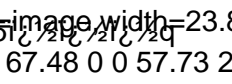
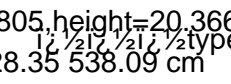
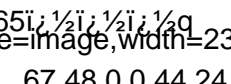
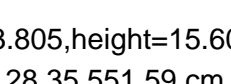

do strehe

Kaldom d.o.o.

Kaldom d.o.o.

Zidaki



67.48 0 0 50.23 28.35 545.59 cm

/I3 Do Q

[OpeÅni](#)

67.48 0 0 57.73 28.35 538.09 cm

/I4 Do Q

[Betonski](#)

67.48 0 0 44.24 28.35 551.59 cm

/I5 Do Q

[Porobeton \(Siporex\)](#)