

# DOM

od temeljev  

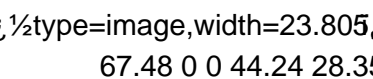
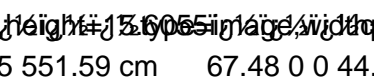
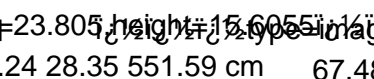
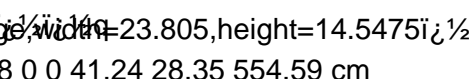

  
do strehe

## Kaldom d.o.o.

*Kaldom d.o.o.*

Gradbeni les



67.48 0 0 44.24 28.35 551.59 cm

67.48 0 0 44.24 28.35 551.59 cm

67.48 0 0 41.24 28.35 554.59 cm

/I3 Do Q

/I4 Do Q

/I5 Do Q

[Letve za ostreÅje](#)

[Tramovi leseni](#)

[Deske](#)